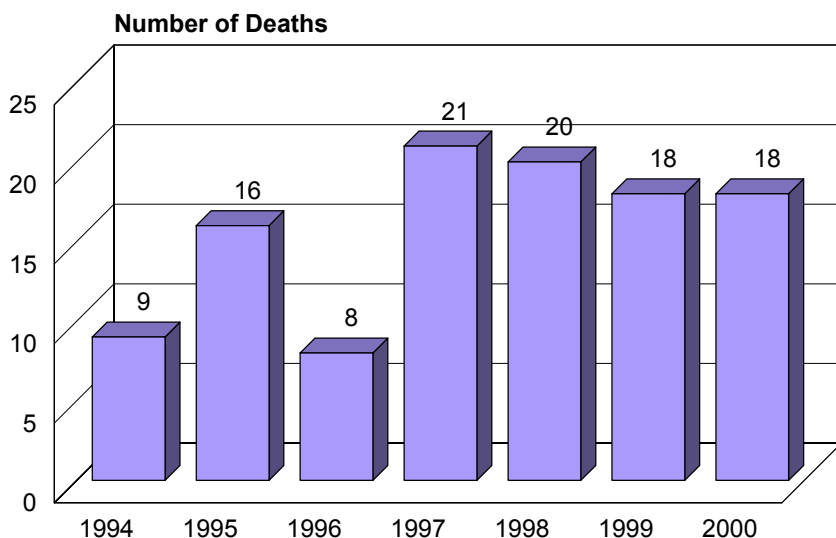


Domestic Violence in Santa Clara County



Domestic Violence Related Deaths* - Santa Clara County, 1994-2000



*Reviewed by the Santa Clara County Domestic Violence Death Review Committee. Includes homicides, suicides, homicide/suicide combinations, and "blue suicides."
 Source: Santa Clara County Domestic Violence Death Review Committee, Aug. 1993 - Sept. 1998, Oct. 1998- Dec. 1999, Jan. 2000-Dec. 2000.

Domestic Violence is the escalating pattern of behavior where one partner in an intimate relationship controls another through force, intimidation or the threat of violence.

definition used by five domestic violence agencies for training Santa Clara County staff on domestic violence.

Points of Interest in 2000:

Since 1993, the number of Emergency Protective Restraining Orders have increased seven fold in Santa Clara County.

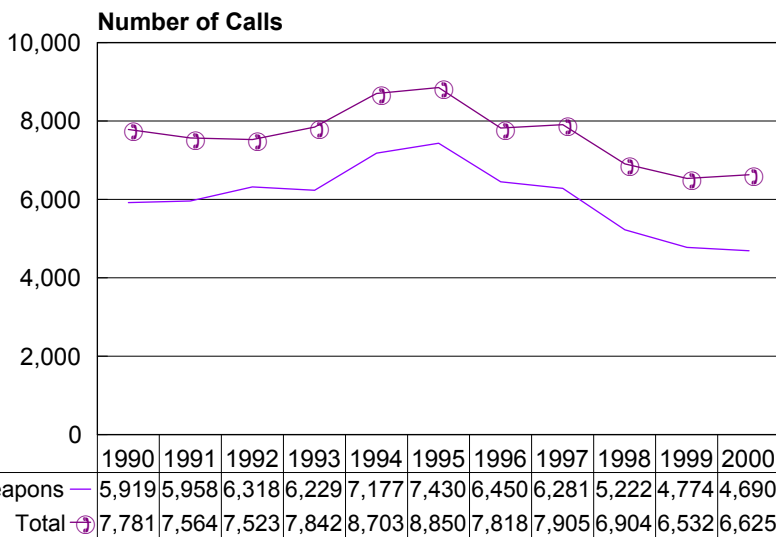
While San Jose has the most domestic violence related calls for assistance, Campbell and Gilroy have the two highest rates of calls for a population their size.

An estimated 1.5 million women in the U.S. are physically or sexually assaulted by an intimate partner each year.

Nationally, men were victims of about 160,000 violent crimes by an intimate partner.

In the U.S., about six in ten rape or sexual assault victims stated the offender was an intimate, other relative, a friend or an acquaintance.

Domestic Violence Related Calls to Police Santa Clara County, 1990-2000



Source: California Department of Justice, Criminal Justice Statistics Center, California Criminal Justice Profile, Santa Clara County, 1990-2000.

Contents

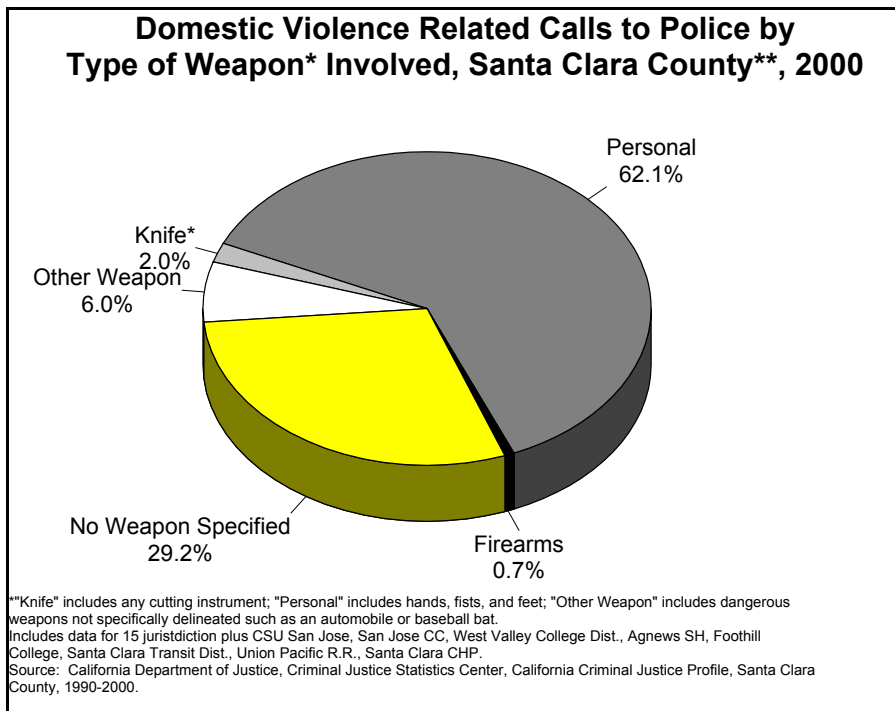
Domestic Violence Related Calls to Police	1-3
Violence Intervention Program	3-4
Protective Orders	5
Shelter/Housing Services	6
District Attorney's Office	4
Death Review Committee	1,6-7
Domestic Violence and Minority Population	7
Domestic Violence Council Highlights	8

The number of domestic violence related calls for police assistance has decreased since 1995. In 2000, there was a slight increase in the number of calls, yet the number involving weapons is lower in comparison to 1999.

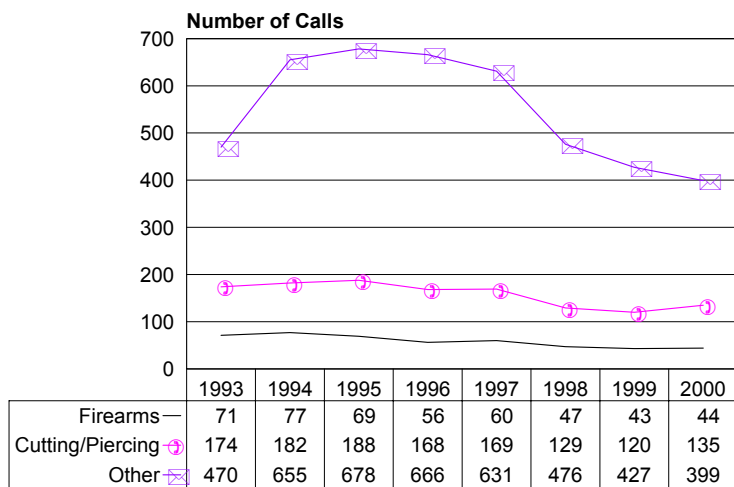
Of calls that specified the involvement of weapons, most involved the use of "personal" weapons such as hands, fists, and feet. "Other" dangerous weapons, such as baseball bats or automobiles, comprised the second highest proportion of cases with weapons.

The proportion of calls reporting use of weapons fluctuates from year-to-year hitting a "low" of 71% in 2000 and a "high" of 84% in 1992 and 1995. However, jurisdictions may differ in their reporting of use of weapons.

Domestic Violence Related Calls to Police



Domestic Violence Related Calls to Police by Selected Weapon Type Santa Clara County, 1993-2000



Includes data for 15 jurisdictions plus CSU San Jose, San Jose CC, West Valley College Dist., Agnews SH, Foothill College, Santa Clara Transit Dist., Union Pacific R.R., Santa Clara CHP. Source: California Department of Justice, Criminal Justice Statistics Center, California Criminal Justice Profile, Santa Clara County, 1990-2000.

Since 1997, the number of domestic violence calls related with weapon use has been decreasing each year. Before then rates were increasing each year.

Intimate Partner Violence Santa Clara County Behavioral Risk Factor Survey

The Behavioral Risk Factor Survey (BRFS) is a cross-sectional telephone survey of adults 18 and over, developed by the Centers for Disease Control and Prevention (CDC) that collects information on a wide variety of health related behaviors. In 2000, the Public Health Department conducted an adapted version of this survey in Santa Clara County, including a pilot section on **intimate partner violence**, developed by CDC.

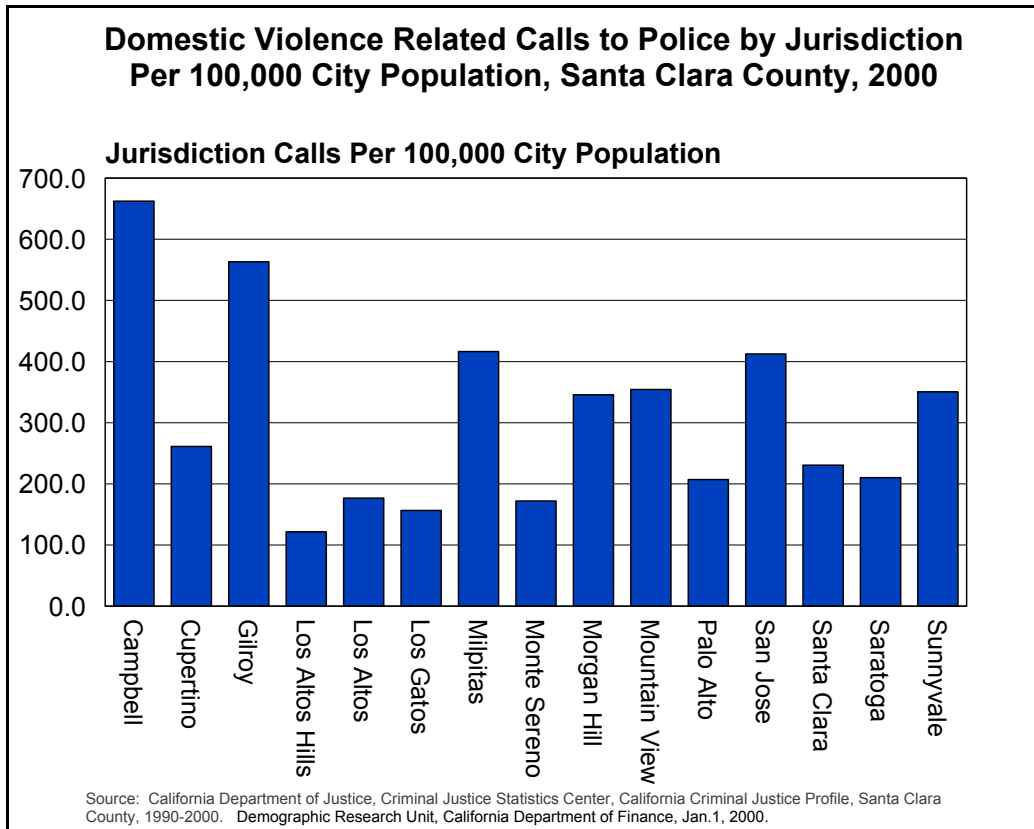
Highlighted here are some preliminary results from this survey.

Of the 2547 people surveyed, 2.3% reported that in the past 12 months they have experienced some violence (violence was defined as being pushed, slapped, hit, punched, shaken, kicked, choked or burned or being made to take part in any sexual activity when they did not want to).

Excluding those who did not experience any violence in the last 12 months, slightly over 3% reported that the violence they experienced in the last 12 months involved an intimate partner, such as spouses, live in partners, boyfriends or girlfriends; and 1.3% reported that the violence involved forced sexual activity.

About 1% of all (2547) those who responded to the survey reported that they have been frightened for their safety or that of their family and friends because of anger or threats of an intimate partner in the last 12 months.

About 16% of survey respondents refused to answer the questions on intimate partner violence.



<i>Domestic Violence Related Calls for Assistance by Jurisdiction</i>		
	<u>Number of Calls</u>	<u>Rate per 100,000 Population</u>
Campbell	254	662
Cupertino	133	261
Gilroy	236	563
Los Altos	34	122
Los Altos Hill	14	177
Los Gatos	45	157
Milpitas	264	416
Monte Sereno	6	172
Morgan Hill	116	346
Mountain View	253	354
Palo Alto	122	207
San Jose	3734	413
Santa Clara	237	231
Saratoga	63	210
Sunnyvale	466	350
Total Number Calls:	5,977	

Source: California Department of Justice, Criminal Justice Statistics Center, California Criminal Justice Profile, Santa Clara County, 1990-2000. Demographic Research Unit, California Department of Finance, Jan.1, 2000.

San Jose had the highest number of domestic violence-related calls for assistance in 2000. When these numbers are divided by the population for each city – Campbell, and Gilroy both have rates higher than San Jose. This may be due to the cross-over between residents of one jurisdiction reporting to another jurisdictions. Thus, the rate reported may be higher than it truly is for some areas.

Batterer’s Intervention Programs

A total of 2348 men and women enrolled in a 52 week “batterer’s intervention program” as of December 31, 2000. About 1208 clients completed the program. Of the total number enrolled, 1172* clients were in process as of December 31, 2000, and 884 clients terminated from the program. The three major reasons for termination included absences (678 clients), attending classes under the influence (82 clients), and violation or probation/other (52 clients).

* Two programs did not provide the number of clients in process as of 12/31/2000.
Source: Certified Batterer’s Intervention Program, 2000.

Violence Intervention Program

The Violence Intervention Program (VIP) at Santa Clara Valley Medical Center was created to reduce domestic violence in the community. The program is designed to screen all patients for early detection and intervention of abuse. The program is a collaboration with the county Social Services Agency, Next Door Solutions to Domestic Violence and Santa Clara Valley Medical Center. From July 1998 to June 2001, Valley Medical Center had a total of 945 Violence Intervention cases.

Juvenile Domestic Violence and Family Violence Court

This is a new court model for handling domestic violence and family violence issues in the Santa Clara County

Number of minors appearing before the court: 22
 Number of hearings held: 365

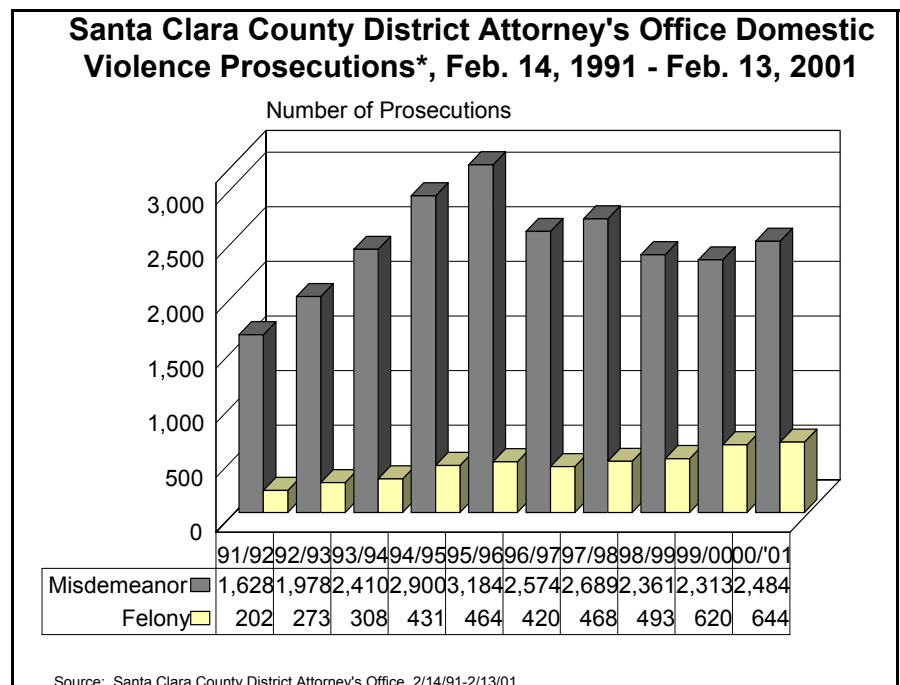
Victim/Witness Services Provided by the National Conference on Community and Justice (NCCJ).

In the year 2000 NCCJ served 5763 new personal crime victims; 2721 (47.2%) were domestic violence related crimes. They aided 910 child victims of sexual abuse and 376 physically abused children. A total 2779 victim compensation claims were initiated and filed for all categories of eligible crime victims

District Attorney's Office

The District Attorney's Office reviewed 86 brand new reports of domestic violence each week in the year 2000. They brought charges in 3076 cases, which equates to 59 brand new criminal cases of domestic violence each week in Santa Clara county.

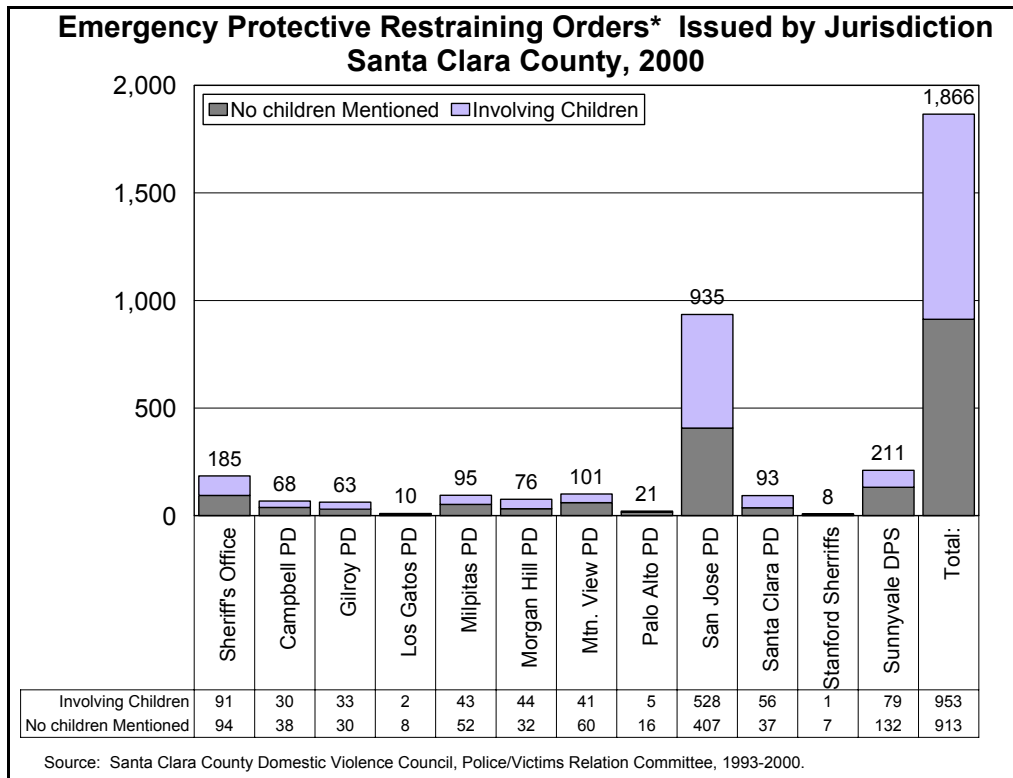
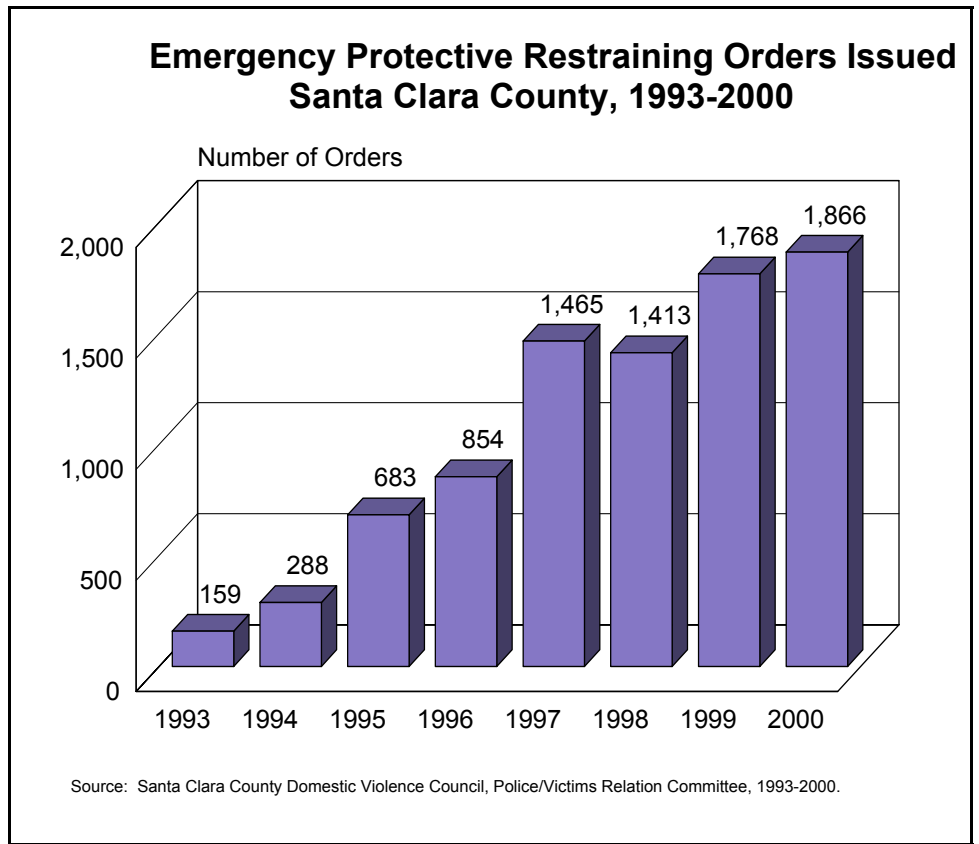
- 28 cases involved same sex relationships.
- 80 cases involved teens as victims.
- 96 persons who were pregnant.
- 749 cases involved children who were present.
- 1876 cases involved injury to some person.



Protective Orders

A total of 1,866 Emergency Protective Restraining Orders (EPRO's) were issued in the 12* law enforcement jurisdictions in 2000. Overall 51% of EPRO's involved children in the home.

* Reporting jurisdictions in Santa Clara County include: Campbell, Gilroy, Los Gatos, Milpitas, Mountain View, Morgan Hill, Palo Alto, San Jose, Santa Clara, Sheriff's, Stanford, and Sunnyvale.



Housing and Shelter Services

	Asian Americans for Community Involvement	Community Solutions	Next Door	Support Network for Battered Women
Clients:				
# served	110	296	2849	985
Hotline:				
# of calls received	893	Not Available	3098	5405
Legal Services:				
Court Accompaniments (units of service)	45	14	263	244
Total unduplicated legal clients	0	125	380	478
Units of Legal Service/advocacy	Unknown	Unknown	935	1390
Court Interpretation (units of service)	0	45	76	40
Number of clients receiving assistance with restraining orders (unduplicated)	35	1611	362	292
Counseling:				
# Adults (19+) receiving individual	58	101	144	477
# Teens (13-18) receiving individual	3	11	11	11
# Children (0-12) receiving individual	49	7	40	66
# Adults (19+) receiving group	78	Unknown	238	131
# Teens (13-18) receiving group	Unknown	Unknown	14	6
# Children (0-12) receiving group	Unknown	Unknown	103	23
Shelter Services:				
# Women receiving	58	65	185	113
# Children (17 or less)	52	90	155	133
# of Bednights	3065	3482	5243	4322

For the 2000 calendar year, the following statistics were reported from the four domestic violence housing and shelter service providers.

Demographics of Agency Clients (combined)

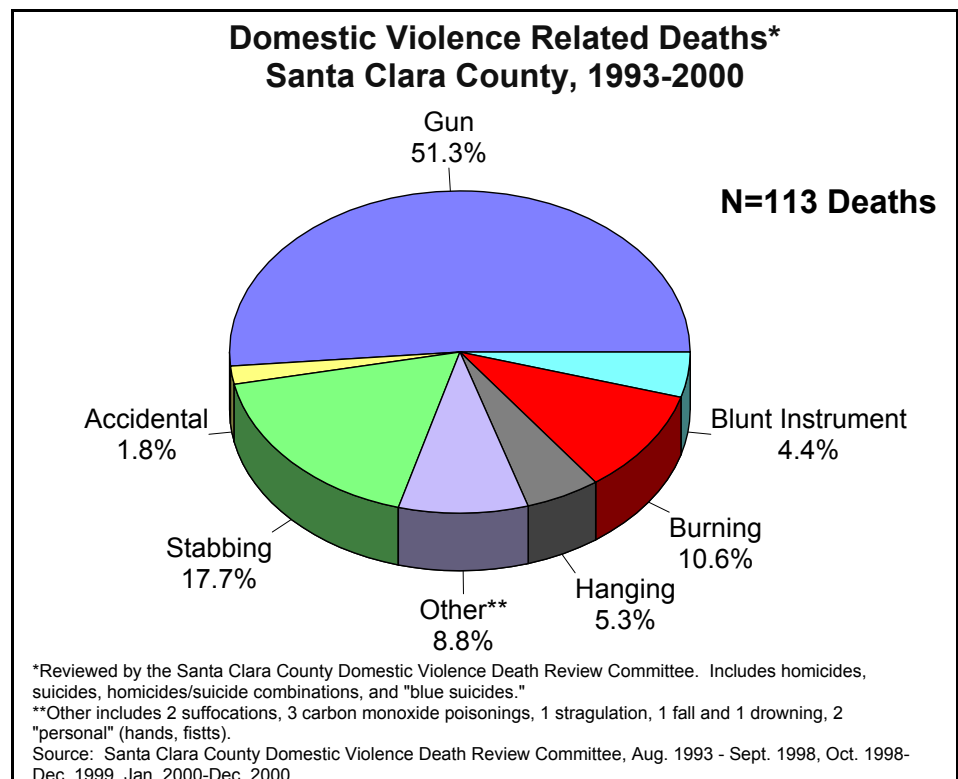
Racial/Ethnic Groups	#	%
African American	294	7.0
Asian	519	12.3
Caucasian	1323	31.4
Hispanic	1753	41.6
Native American	54	1.3
Other	84	2.0
Unknown	190	4.5

Source: Victim Survivor Advocacy Committee, 2000

Domestic Violence Death Review Committee

Domestic violence related death are defined as those that occur when the perpetrator and/ or victim were romantically linked, either at the time of death or prior to the death, and the conduct of either party led to the death (Death Review Committee, 1999).

From August, 1993 to December, 2000 the Domestic Violence Death Review Committee reviewed a total of 113 deaths. Perpetrator and victim were separated or divorced at the time of the incident in 64 deaths and 35 deaths had associated prior police reports filed. It was also found that in 7 suicides, there was a completed or in process restraining order.
(Continues on page 7)

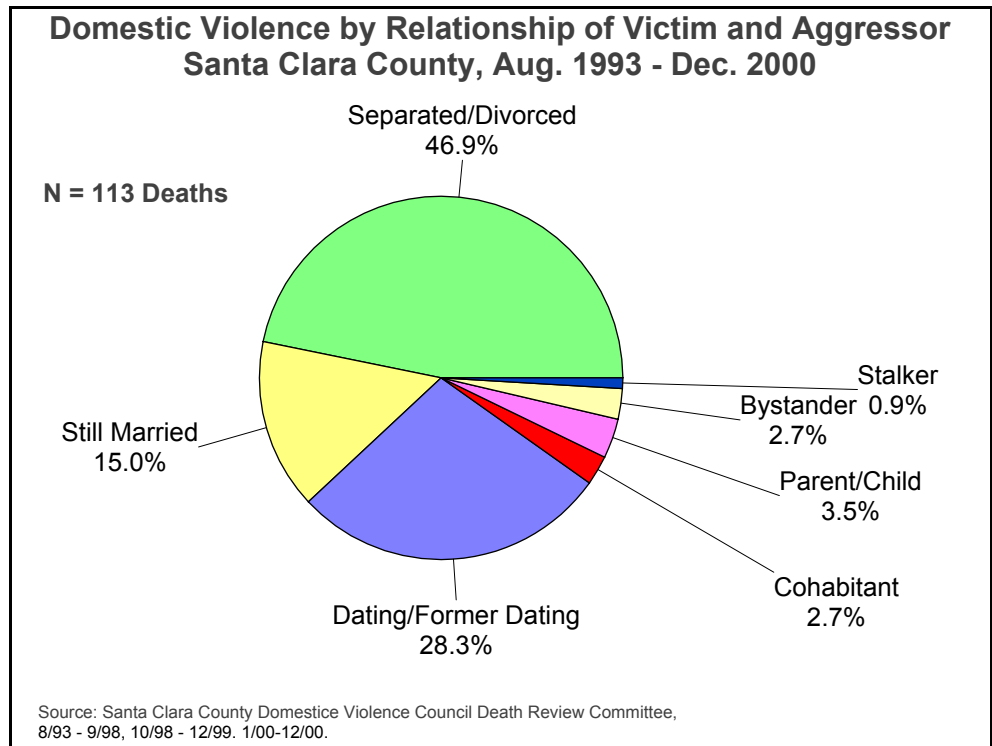


(Continues from page 6)

Of the 113 deaths, 58 (51.3%) were caused by a gun, including 24 homicides, 20 suicides and 4 “blue suicides.” “Blue suicide” refers to those cases where the decedent caused the police to shoot them. Twenty deaths (17.7%) were attributable to stabbing.

Of all the deaths, 46.9% of the victims were separated or divorced at the time for the incidence and 28.3% dating or former dating relationship at time of incident.

(Source: Santa Clara County Domestic Violence Death Review Committee, Final Report, 2000)

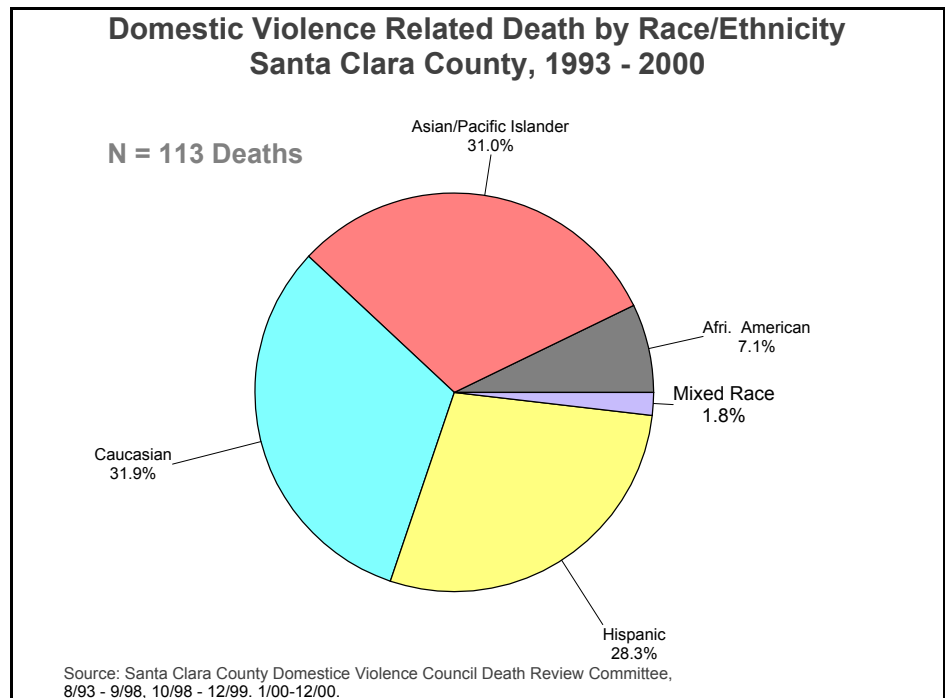


Domestic Violence and Minorities

Of the total 113 domestic violence related death from August 1993 to December 2000, 36 cases were among Caucasian, 35 cases among Asian/Pacific Islander, 32 cases among Hispanic, 8 cases among African American, and 2 cases among people of mixed race.

From 1993 to 1998, African Americans comprised 3.6% of county population but accounted for 7.1% of domestic violence related deaths. In that same time period, Asians/Pacific Islanders comprised 21.3% of the county population, but accounted for 31.0% of domestic violence related deaths.

(Santa Clara County Death Review Committee, 2000).





Santa Clara County Domestic Violence Council Activities in 2000

Santa Clara County Domestic Violence Council

County Government Center
70 West Hedding Street, 10th Floor East Wing
San Jose, California 95110

(408)299-4321

FAX (408) 298-8460
TDD (408) 993-8272

- ◆ Held largest local Domestic Violence Conference October 6, 2000, with over 600 attendees
- ◆ Revised and expanded the Domestic Violence Protocol for Law Enforcement Officials
- ◆ Provided DV training for all Santa Clara County Mental Health department employees through a consortium of providers
- ◆ Organized more than 10 events to highlight Domestic Violence Month in October

We're on the Web!

<http://www.growing.com/nonviolent/>

City of San Jose's Family/Domestic Violence Task Force

San Jose City Hall
801 North First Street
San Jose, California 95110

(408) 227-4241

City of San Jose's Family/Domestic Violence Task Force Activities in 2000

- ◆ Sponsored largest local Walk to End Domestic/Family Violence October 13, 2000
- ◆ Successfully advocated for significantly increased City of San Jose funding for domestic violence service agencies
- ◆ Started, in conjunction with national wireless phone companies and the San Jose Police Department, "Call to Protect", a program to distribute cell phones to Domestic Violence advocates in order to better aid clients

"We continue to work together as a community to end domestic violence in Santa Clara County."

- ★ Judge Len Edwards, Chair, Santa Clara County Domestic Violence Council
- ★ Council Member Patricia Dando, Chair, City of San Jose's Family/Domestic Violence Task Force