



# Domestic Violence in Santa Clara County



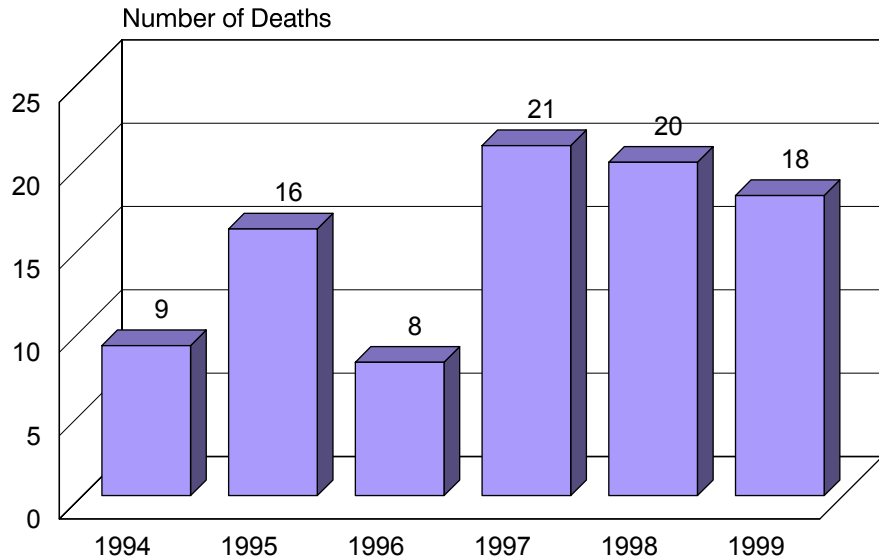
Domestic Violence is the escalating pattern of behavior where one partner in an intimate relationship controls another through force, intimidation or the threat of violence.

• definition used by five domestic violence agencies for training Santa Clara County staff on domestic violence.

**Points of Interest in 1999:**

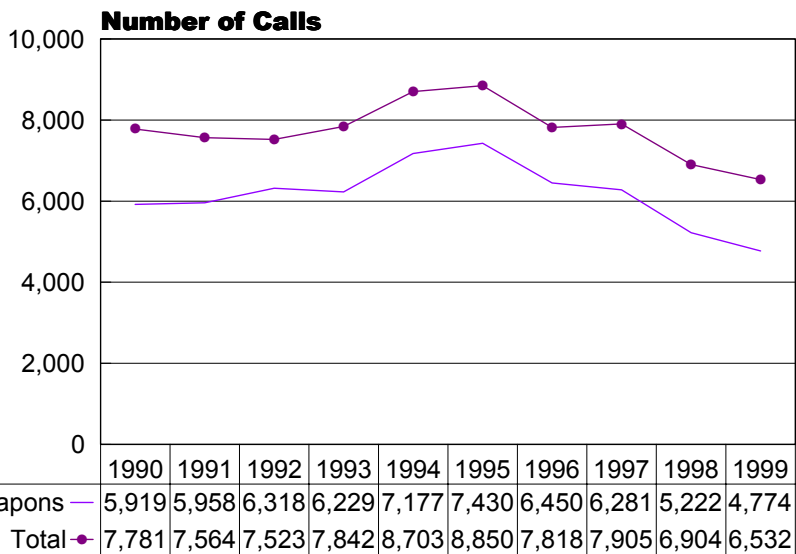
- In 1999, there were 1,300 deaths related to domestic violence in the United States (Bureau of Crime Statistics) which is one death every 6-3/4 hours.
- Calls to Police for assistance during the past year have remained fairly consistent or decreased in every jurisdiction in the County except Gilroy where there was a 10% increase in calls.
- Emergency Protective Orders have increased significantly, possibly related to an increased awareness on the part of the police personnel in the County
- DV-related deaths are highest among the Asian community, proportionally higher than their representation in the Santa Clara County.

## Domestic Violence Related Deaths\* - Santa Clara County, 1994-1999



\*Reviewed by the Santa Clara County Domestic Violence Death Review Committee. Includes homicides, suicides, homicide/suicide combinations, and "blue suicides."  
Source: Santa Clara County Domestic Violence Death Review Committee, Aug. 1993 - Sept. 1998, Oct. 1998- Dec. 1999.

## Domestic Violence Related Calls to Police Santa Clara County, 1990-1999



Source: California Department of Justice, Criminal Justice Statistics Center, California Criminal Justice Profile, Santa Clara County, 1990-1999.

**Contents**

Domestic Violence Related Calls to Police	1-3
Violence Intervention Program	3-4
Protective Orders	5
Shelter/Housing Services	6
District Attorney's Office	4
Death Review Committee	1,6-7
Domestic Violence and Minority Population	7
Domestic Violence Council Highlights	8

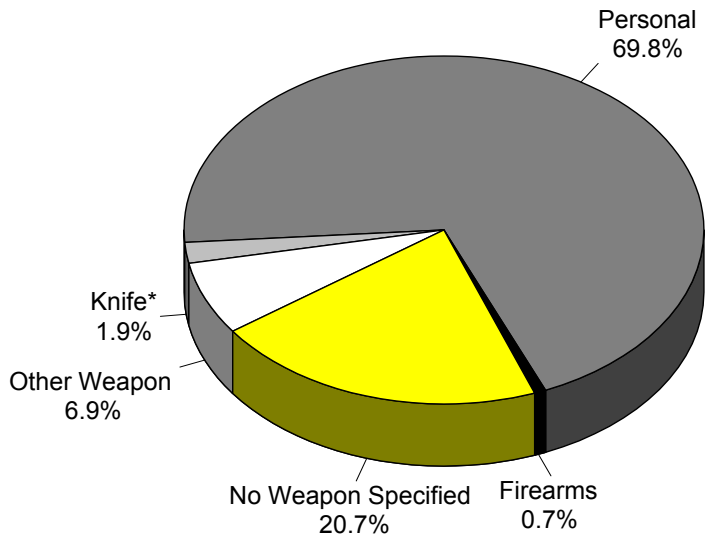
The number of domestic violence related calls for assistance increased from 1990 to 1995. After 1995, the number decreased.

Of calls which had specified the involvement of weapons, most involved the use of "personal" weapons such as hands, fists, and feet. "Other" dangerous weapons, such as baseball bats or automobiles, comprised the second highest proportion of cases with weapons.

The proportion of calls reporting weapons fluctuates from year-to-year hitting a "low" of 73% in 1999 and a "high" of 84% in 1992 and 1995. However, jurisdictions may differ in their reporting of weapons.

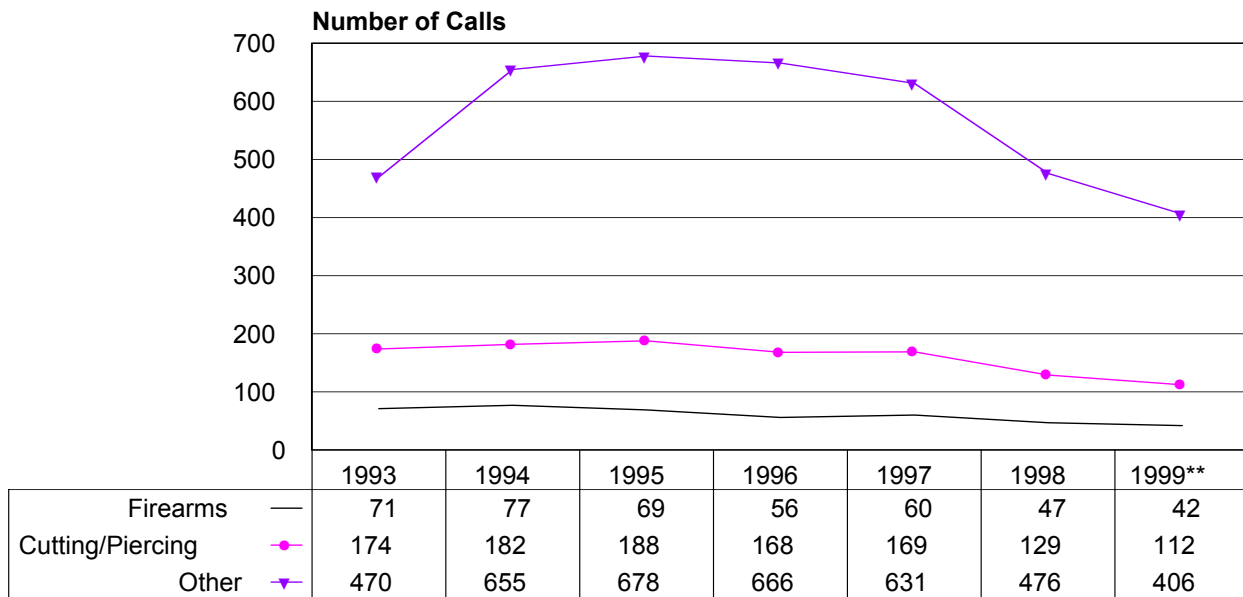
## Domestic Violence Related Calls to Police

### Domestic Violence Related Calls to Police by Type of Weapon\* Involved, Santa Clara County\*\*, 1999



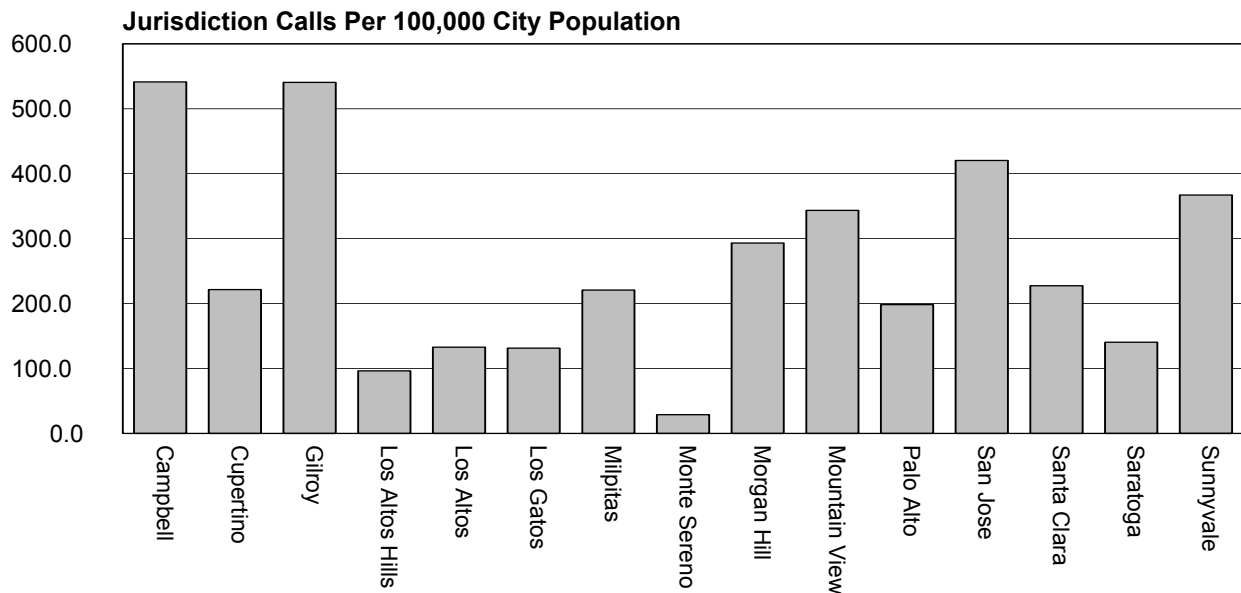
\*\*"Knife" includes any cutting instrument; "Personal" includes hands, fists, and feet; "Other Weapon" includes dangerous weapons not specifically delineated such as an automobile or baseball bat. \*\*Includes data from 15 jurisdiction - data from SJSU, SJCC, West Valley College District, Agnews SH, Foothill College, SC Transit Dist, Unio Pacific, and CHP are not included. Source: Criminal Justice Statistics Center, 1999.

## Domestic Violence Related Calls to Police by Selected Weapon Type, Santa Clara County, 1993-1999\*



\*1998 data are preliminary - calls from SJSU and SJCC are not included; includes data for the 15 jurisdictions. Source: California Department of Justice, Criminal Justice Statistics Center, California Criminal Justice Profile, Santa Clara County, 1990-1997; Police Victims Relation Committee, 1998.

### Domestic Violence Related Calls to Police by Jurisdiction Per 100,000 City Population, Santa Clara County, 1999



Source: Police Victims Relation Committee, 1998, California Department of Finance, Jan. 1, 2000.

#### Domestic Violence Related Calls for Assistance by Jurisdiction

	<u>Number of Calls</u>	<u>Population</u>
Campbell	221	541
Cupertino	117	221
Gilroy	217	540
Los Altos	38	132
Los Altos Hill	8	96
Los Gatos	40	131
Milpitas	144	220
Monte Sereno	1	29
Morgan Hill	97	293
Mountain View	261	343
Palo Alto	122	198
San Jose	3881	420
Santa Clara	234	227
Saratoga	44	140
Sunnyvale	489	367
<b>Total Number Calls:</b>	<b>5,914</b>	

San Jose had the highest number of domestic violence-related calls for assistance in 1999. When these numbers are divided by the population for each city – Campbell, and Gilroy both exhibit rates higher than San Jose. However, there may be some cross-over between residents of one jurisdiction reporting to another jurisdictions. This might artificially inflate rates in some areas.

#### Batterer's Intervention Programs

A total of 2511 men and women enrolled in a 52 weeks batterer's intervention programs as of December 31, 1999. About 987 of the clients completed a batterer's intervention program. Of the total number of enrollment, 1957 clients are in process as of December 31, 1999, and 920 clients terminated from the program. The three major reasons for termination included absences (614 cases), voluntary withdrawal (78 cases), and violation of probation/other (75 cases).

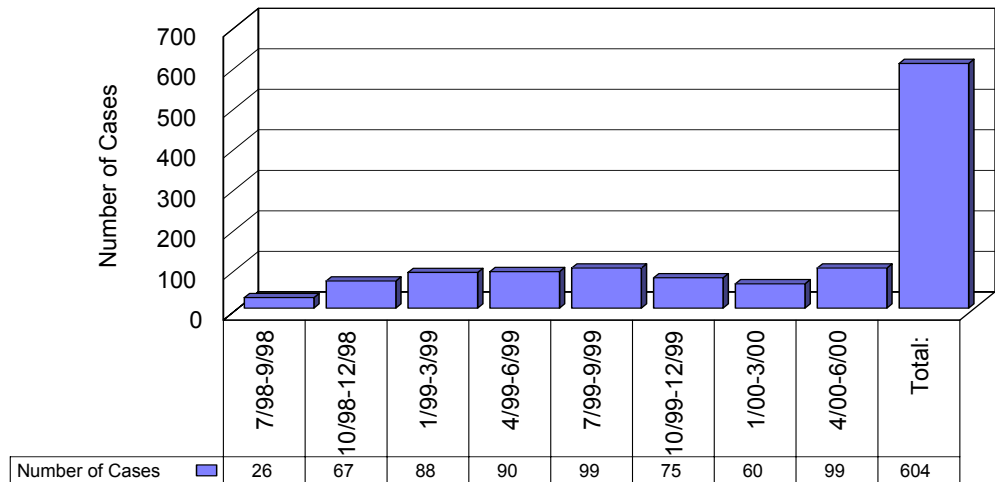
(Source: Batterers Intervention Committee, 1998)

## Violence Intervention Program

The Violence Intervention Program (VIP) at Santa Clara Valley Medical Center was created to reduce domestic violence in the community. The program is designed to screen all patients for early detection of abuse. Domestic violence victims receive appropriate medical treatment, counseling, legal assistance, and emergency shelter information. The program is a collaboration with the county Social Services Agency, Next Door Solutions to Domestic Violence and Santa Clara Valley Medical Center. The data provided by this program provide a first "glimpse" at emergency room utilization.

### Valley Medical Center Violence Intervention Program Cases Santa Clara County, 10/98-6/00.

From July 1998 to June 2000, Valley Medical Center had a total of 604 Violence Intervention cases. Of those cases, 12 involved legal assistance to clients.



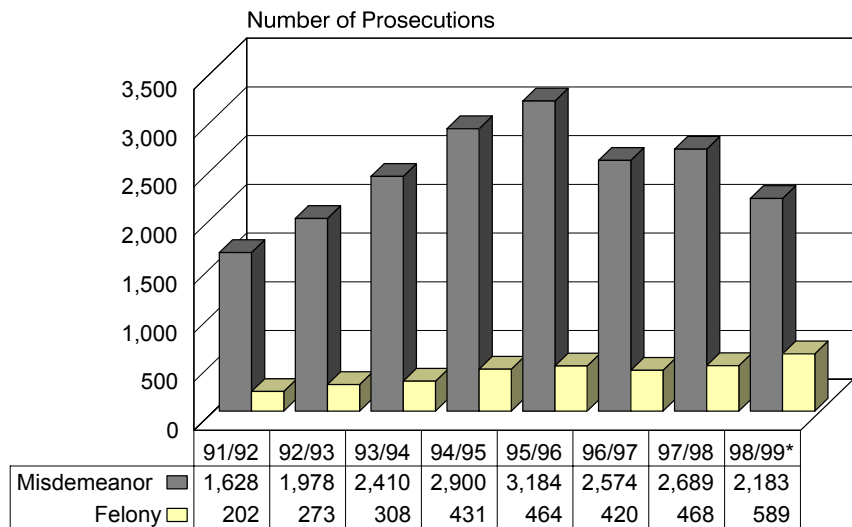
Source: Violence Intervention Program, October 1998 - June 2000.

## District Attorney's Office

The District Attorney's Office prosecuted a total of 2183 misdemeanor and 589 felony domestic violence cases in 1999 calendar year. Their conviction rate in 1999 was 85 % (no change from the 1998 conviction rate). Prosecutions included:

- 60 cases involving pregnant victims,
- 588 cases where children were present,
- 18 domestic violence related deaths,
- 214 cases where women were perpetrators,
- 25 cases involving same-sex relationships,
- 89 cases involving teenage victims, and
- 15 stalking cases

### Santa Clara County District Attorney's Office Domestic Violence Prosecutions\*, Feb. 14, 1991 - Dec. 31, 1999



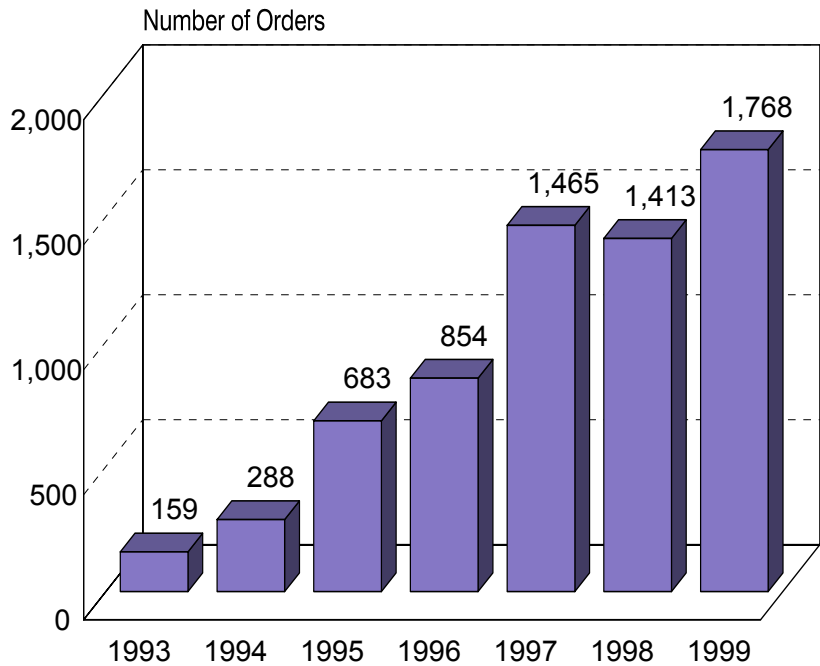
\*Data for the year 1998/99 are preliminary -- prosecutions from February 15, 1998 to December 31, 1998 are not included. Source: Santa Clara County District Attorney's Office, 2/14/91-2/14/99, 1/1/99-12/31/99.

## Protective Orders

A total of 1,768 Emergency protective Orders (EPO) were issued in the 12 law enforcement jurisdictions \* in 1999. Overall, 49 % of EPOs involved children. Proportions ranged from 0% in Stanford to 46 % in San Jose.

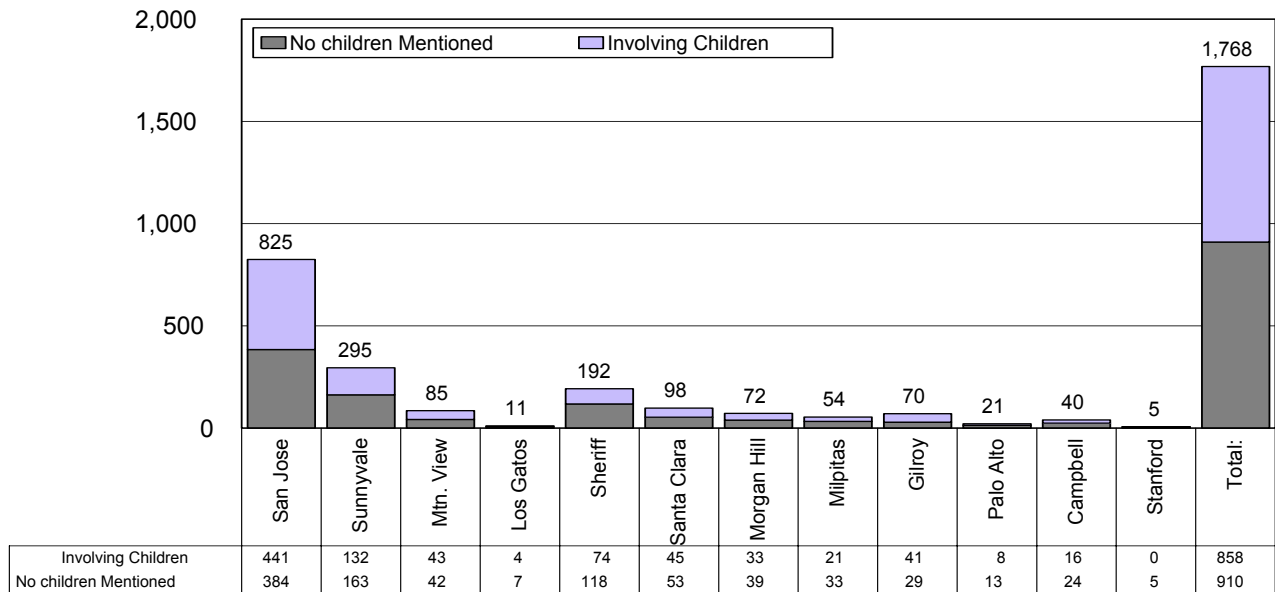
\*Reporting jurisdictions in Santa Clara County include: Campbell, Gilroy, Milpitas, Mountain View, Morgan Hill, Palo Alto, San Jose, Santa Clara, Sheriff, Stanford, and Sunnyvale.

### Emergency Protective Restraining Orders Santa Clara County, 1993-1999



Source: Santa Clara County Domestic Violence Council, Police/Victims Relation Committee, 1993-1999

### Emergency Protective Restraining Orders\* Issued by Jurisdiction, Santa Clara County, 1999



\* Data for Los Altos not included .

Source: Police Victim Relations Committee, 1998; San Jose Police Department, Family Violence Unit, Jan. 1999-Dec. 1999.

## Housing and Shelter Services

For the 1999 calendar year, the following statistics were reported from the four domestic violence housing shelter providers agencies (Asian Americans for Community Involvement (AACI), Community Solutions, Next Door, Support Network for Battered Women (SNBW)). These figures do not include services provided by other organizations, agencies, friends and family members.

	Asian Americans for Community Involvement	Community Solution*	Next Door	Support Network for Battered
<b>Hotline:</b>				
# of crisis call received	563	296	3324	5872
# of information and referral calls	435	242	2426	4407
# of first time callers (unduplicated)	552	444	4315	1971
<b>Counseling:</b>				
# Adults receiving Individual	62	145 (age >18)	794	43
# Child receiving Individual	26	13 (age 0-13)	128	(age <11) 10
# Teen receiving Individual	8	3 (age 11-17)	16	(age 11-18) 3
# Adults receiving Group			326	39
# Child receiving Group			158	28
# Teen receiving Group			6	3
<b>Legal:</b>				
Victims received assistance in obtaining a restraining order.	36	116	176	273
Times accompanied a victim to court.	20	109	114	204
Times provided translation services in court.		79	15	49
Times provided legal advocacy services.	35	1348	769	1192 (total units)

### Emergency Shelter (SNBW):

Women: 124  
 Children: 147  
 Bed nights: 4179  
 Women turned away: 109  
 Children turned away: 107

### Demographics of Agency Clients (combined)

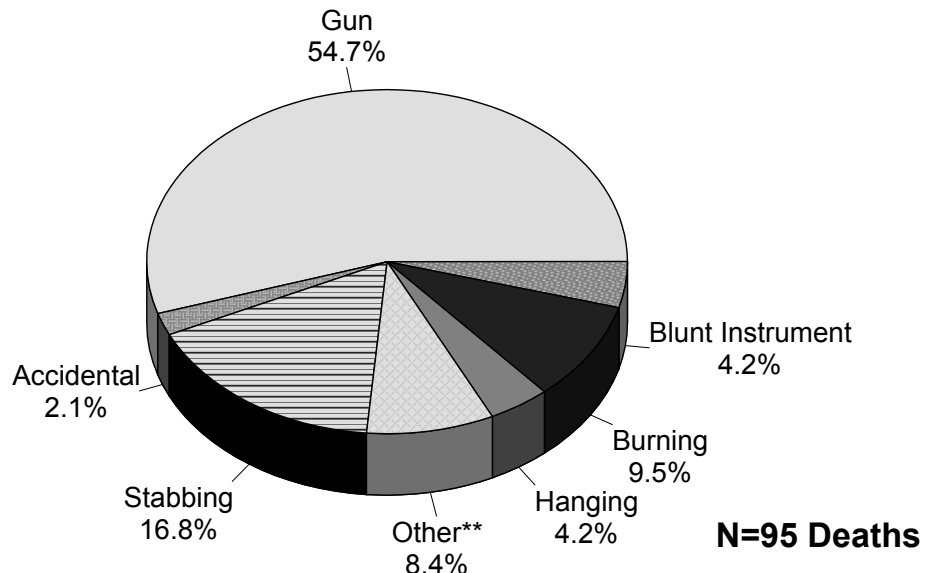
Ethnicities		
African American	424	6%
Asian	625	10%
Caucasian	2571	40%
Hispanic	2315	35%
Native American	113	2%
Other	215	3%
Unknown	284	4%

## Domestic Violence Death Review Committee

Domestic violence related death is when the perpetrator and or victim were romantically linked, either at the time of death or prior to the death, and the conduct of either party led to the death (Death Review Committee, 1999).

From August, 1993 to September, 1999 the Domestic Violence Death Review Committee reviewed a total of 95 deaths. Perpetrator and victim were separated or divorced at the time of the incident in 50 deaths and 28 deaths had associated prior police reports filed. It was also found that in 6 male suicides, there was a completed or in process restraining order.

### Domestic Violence Related Deaths\* Santa Clara County, 1993-1999



(Continues on pp. 7)

\*Reviewed by the Santa Clara County Domestic Violence Death Review Committee. Includes homicides, suicides, homicides/suicide combinations, and "blue suicides."

\*\*Other includes 2 suffocations, 2 carbon monoxide poisonings, 1 fall and 1 drowning, 2 "personal" (hands, fists). Source: Santa Clara County Domestic Violence Death Review Committee, 8/93 - 9/98, 10/98 - 12/99.

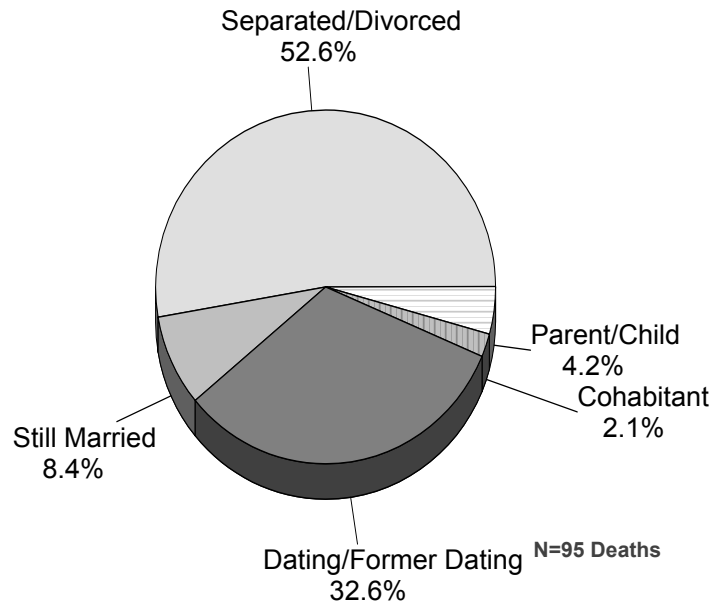
### Domestic Violence by Relationship of Victim and Aggressor Santa Clara County, Aug. 1993-Dec. 1999

(Continues from pp. 6)

Of the 95 deaths, 52 (54.7%) were caused by a gun, including 22 homicides, 19 suicides and 2 “blue suicide.” “Blue suicide” refers to those cases where the decedent caused the police to shoot him or her. Sixteen deaths (16.8%) were attributable to stabbing.

By relationship of victim and perpetrator, 52.6% of the cases involved separated or divorced and an estimated 32.6% involved dating or former dating at time of incident.

(Source: Santa Clara County Domestic Violence Death Review Committee, Final Report, 1999)



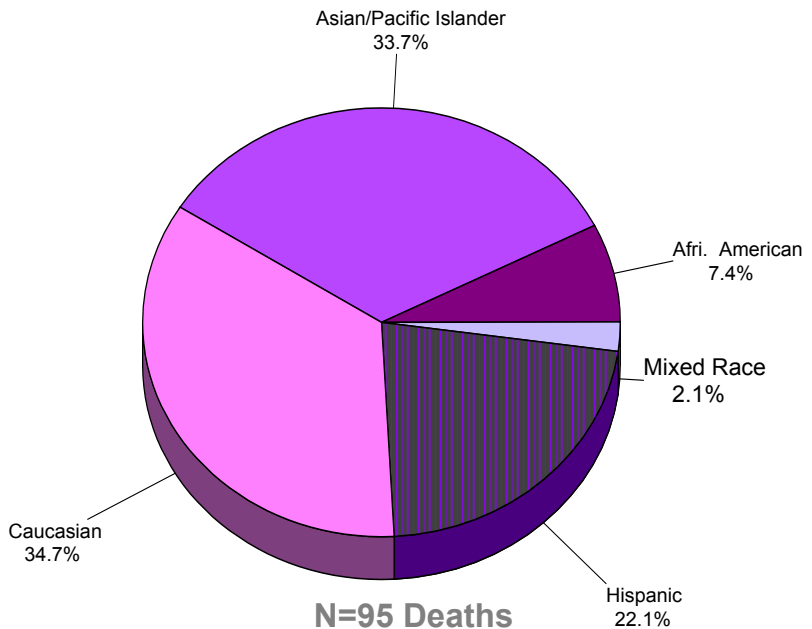
Source: Santa Clara County Domestic Violence Death Review Committee, Aug. 1993 - Sept. 1998, Oct. 1998-Dec. 1999.

### Domestic Violence and Minority Population

Of the total 95 domestic violence related death from August 1993 to December 1999, 33 cases were among Caucasian, 32 cases among Asian/Pacific Islander, 21 cases among Hispanic, 7 cases among African American, and 2 cases among people of mixed race.

When these death cases were divided by the total population for 1993 to 1999, the proportions of domestic violence related death was highest among people from the Asian community (1.31) and second highest among Hispanics (0.79). Deaths related to domestic violence among Asian or Pacific Islander in Santa Clara County is “proportionally more than their representation” in the county (Santa Clara County Death Review Committee, 1999).

### Domestic Violence Related Death by Race/Ethnic Santa Clara County, 1993 - 1999



Source: Santa Clara County Domestic Violence Death Review Committee, 1993-1998, 1998-1999.



*Santa Clara County  
Domestic Violence Council*

County Government Center  
70 West Hedding Street, 10th Floor East Wing  
San Jose, California 95110

(408) 299-4321 FAX 298-8460  
TDD (408) 993-8272

---

**We're on the Web!**  
<http://www.growing.com/nonviolent/>

---

## Domestic Violence Council Activities in 1999

---

The **Domestic Violence Council** initiated and/or supported the following accomplishments in 1999:

- ★ 7th Annual Ending Family Violence Conference produced
- ★ Domestic Violence Website had over 20,000 visits by end of 1999
- ★ HomeSafe Collaborative for transitional housing has secured first of four sites.
- ★ Juvenile delinquency Family Violence Court established
- ★ Coordinated Aware Program with more than 15 pendant alarms paced with victims
- ★ Public Health Department and Calworks received domestic violence training for all staff
- ★ Planning group established to implement recommendations of Effective Intervention in Domestic Violence and Child Maltreatment Cases

## City of San Jose's Family/Domestic Violence Task Force Activities in 1999

---

The **City of San Jose's Family/Domestic Task Force** was established April, 1997, to improve awareness and to educate the community on family violence issues.

The "highlights" of accomplishments in 1999:

- ★ May 1999 Implementation of the 24 hour Elder Abuse Hotline
- ★ October 1999 2nd Annual "Public and Elected Officials Walk to End Domestic Violence" attended by hundreds of officials and community outreach
- ★ Domestic Violence Response Team, administered by the San Jose Police Department, expends efforts city-wide, with added funding for officer training and community outreach
- ★ City of San Jose Domestic Violence Initiative — City funding of over \$500,000 approved by the Mayor and Council for a multi-faceted approach to domestic and family violence